



Submersible
Explosion-proof Pumps
KTX



KTX - an Explosion-proof type of KTZ, suitable for Use in Potentially Explosive Atmospheres

Features

1. Anti-wicking Cable Entry

The cable entry has an anti-wicking block. It prevents ingress of water that may occur when the cable is damaged or the end of the cable is accidentally submerged.

2. Motor Protector

Every KTX pump is equipped with a CTP, circle thermal protector. Integrated in the motor housing, the CTP directly cuts the motor circuit if excessive heat builds up or an overcurrent caused by an electrical or mechanical failure occurs.

3. Dual Inside Mechanical Seal

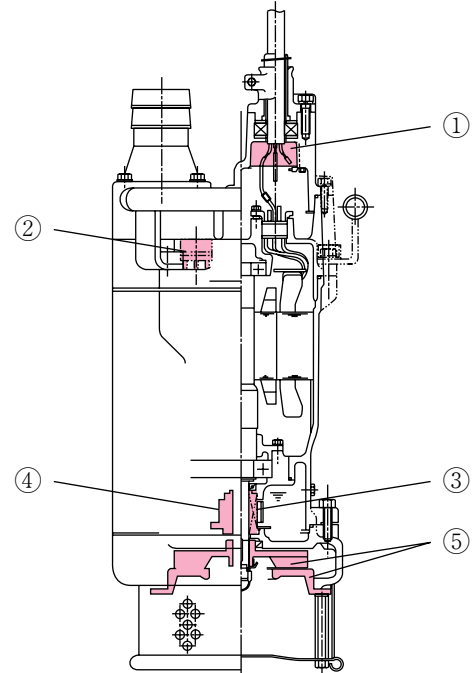
Tsurumi incorporates the dual inside mechanical seal (dual face mechanical seal located in an oil bath) in all pumps. As both top and bottom sealing faces are lubricated by the oil only, it ensures a longer life of the product and a stable sealing effect.

4. OIL LIFTER (Patent Pending)

The OIL LIFTER is a lubricating device that forcibly lubricates the mechanical seal. It further stabilizes the functions of the mechanical seal and extends the life expectancy of the seal and also the maintenance term.

5. Easily Replaceable Wear Parts

The impeller is semi-open type. Combinational use of the semi-open impeller and a suction cover makes the replacement of these parts easier.



Applications

Dewatering wastewater from industrial plant, e.g. petrochemical plant
Pumping wastewater from collection sump where explosive atmosphere is likely to present
Designing to conform class 2 Group 4 that is equivalent to d II T4

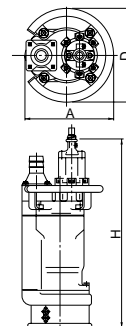
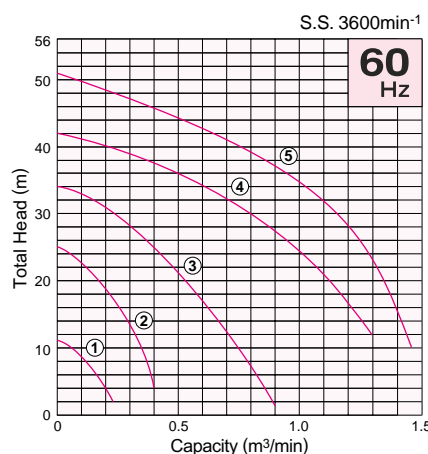
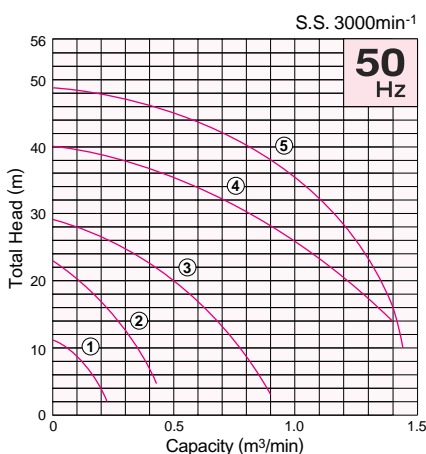
Standard Specifications

Curve No.	Discharge Bore mm	Model	Motor Output kW	Phase	Speed (S.S.) 50Hz/60Hz min ⁻¹	Starting Method	Impeller Passage mm	Dry Weight* kgs	Cabtyre Cable	
									Cores x mm ²	Length m
1	50	50KTX2.4S	0.4	Single	3000/3600	Capacitor	6	30	3 x 2.0	5
2	50	50KTX21.5	1.5	Three	3000/3600	D.O.L.	8	55	4 x 2.0	10
3	80	80KTX23.7	3.7	Three	3000/3600	D.O.L.	8	70	4 x 3.5	10
4	100	100KTX27.5	7.5	Three	3000/3600	D.O.L.	20	176	5 x 5.5	10
5	100	100KTX211	11	Three	3000/3600	D.O.L.	20	184	5 x 8.0	10

* Weights exuding cable

Dimensions

Performance Curves



Model	A	D	H
50KTX2.4S	268	268	598
50KTX21.5	282	300	652
80KTX23.7	316	300	738
100KTX27.5	432	400	970
100KTX211	432	400	970

unit : mm

We reserve the right to change the specifications and designs for improvement without prior notice.

TSURUMI
MANUFACTURING CO.,LTD.

Your Dealer

Chainaris Phuket Engineering Co., Ltd.

63/13 Moo.2, T.Vichit, A.Muang Phuket 83000

Tel. 076-513100-3

Fax.076-513105

www.chainaris.co.th

