



4" Spin Klin™ Apollo

Automatic disc filtration system
 with large filtration area for high
 flow rates



inlet/outlet

**250 - 300 mm
 (10" - 12")**

flow rates

**180 - 600 m³/h
 (790 - 2,640 gpm)**

filtration degrees

55 - 400 micron

max. working pressure

**10 bar
 (145 psi)**

features:

- Micron-precise depth filtration of solids
- Innovative disc technology captures and retains large amounts of solids
- Long-term operation with minimal maintenance
- Easy and simple operation
- Short automatic backwash with regulated water volume for a small water footprint
- Permanently eliminates the need to replace filter media
- Compact design

How the 4" Spin Klin™ Apollo Systems Work

General

The Apollo 4" Spin Klin™ series are modular, all polymeric, automatic disc filters with a patented self-cleaning backwash mechanism. The 4" Apollo systems range in flow rates from 180 m³/h (792 gpm) to 600 m³/h (2,640 gpm) with filtration degrees ranging from 55 – 400 micron. Inlet /Outlet from 250 - 300 mm (10" – 12") diameter.

The Filtration Process

The discs are stacked on the Spin Klin™ spine and assembled according to pre-determined water filtration requirements. During filtration, the discs are compressed by means of a pre-loaded spring and differential pressure, forcing the water to pass through the grooved disc surface, thus trapping the solids.

The Backwash Process

Activated by a pre-determined time command or differential pressure, the system enters backwash mode. The inlet valve port shuts as the drain valve port opens. During the backwash process, pressure is released and the spine's piston elevates, releasing the compression on the discs. Tangential jets of filtered water are then forced through the nozzles positioned along the spine. At this stage the discs spin freely, loosening the trapped solids which are then flushed out. During the flushing cycle each filter pod is backwashed sequentially, while the other pods continue to supply filtered water downstream. When a pod begins the backwash cycle, the system valves automatically reverse the flow in the pod, allowing filtered downstream pressurized water to enter the backwashed filter.

The Apollo Spine Technology Offers:

- Significantly larger filtration area (in length and diameter, triple the 2" disc)
- Reduction in required number of valves and accessories
- Optional use of low pressure backwash spines, as low as 1.5 bar
- Sea water polymeric materials available
- Lower backwash flow during cleaning process
- Unique design offers the largest disc element technology on the market

| Construction materials | |
|------------------------|--------------------------------------|
| Filter Housing & Lid | PP (Polypropylene) |
| Disc elements | PP (Polypropylene) or PA (Polyamide) |
| Backwash valves | RPA (Reinforce Polyamide) |
| Manifolds | PP (Polypropylene) |
| Seals | NBR or EPDM, (Viton optional) |
| Control Tubing | PE or PA |



Apollo spine



Filtration mode



Backwash mode

Disc material type availability according to filtration degree:

| Color Code | Gray | Green | Black | Red | Yellow | Blue |
|-------------------------|------|--------|-------|-----|--------|------|
| Micron degree | 20 | 55 | 100 | 130 | 200 | 400 |
| PP Disc/PA (Nylon) Disc | PP | PP, PA | PP | PP | PP | PP |

| Filter Type | 3 unit battery | 4 unit battery | 5 unit battery | 6 unit battery | 7 unit battery | 8 unit battery |
|-------------|----------------|----------------|----------------|----------------|----------------|----------------|
|-------------|----------------|----------------|----------------|----------------|----------------|----------------|

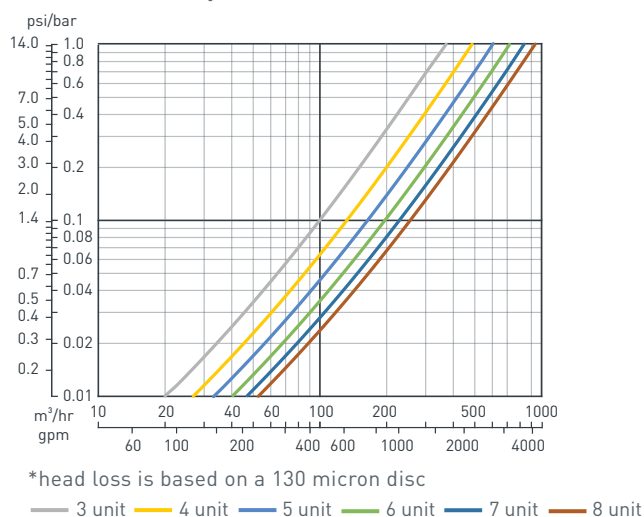
| General Data | | | | | | | |
|-------------------------------|------|---------------------------|---------------------------|---------------------------|---------------------------|---------------------------|---------------------------|
| Max. working pressure* | | 10 bar (145 psi) | | | | | |
| Min. backwash pressure | | 2 bar (30 psi) | | | | | |
| Maximum recommended flow rate | 130μ | 240 m³/h (1,057 gpm) | 320 m³/h (1,409 gpm) | 400 m³/h (1,761 gpm) | 480 m³/h (2,113 gpm) | 560 m³/h (2,466 gpm) | 640 m³/h (2,818 gpm) |
| Filtration volume | | 18,852 cm³ (1,150 in³) | 25,136 cm³ (1,534 in³) | 31,420 cm³ (1,917 in³) | 37,704 cm³ (2,300 in³) | 43,998 cm³ (2,685 in³) | 50,272 cm³ (3,068 in³) |
| Filtration area | | 15,720 cm² (2,437 in²) | 20,960 cm² (3,249 in²) | 26,200 cm² (4,061 in²) | 31,440 cm² (4,873 in²) | 36,680 cm² (5,685 in²) | 41,920 cm² (6,498 in²) |
| Inlet/Outlet diameter | | 250 mm (10") | | | 250/300 mm (10"/12") | 300 mm (12") | |
| Max. working temperature* | | 60°C (140°F) | | | | | |
| Dry weight standard | | 158 kg (351 lb) | 205 kg (455 lb) | 252 kg (560 lb) | 299 kg (644 lb) | 366 kg (813 lb) | 433 kg (962 lb) |

* Maximum operating pressure and temperature are interdependent parameters and are given for general reference only. Please consult your authorized Amiad representative for the application specific parameters.

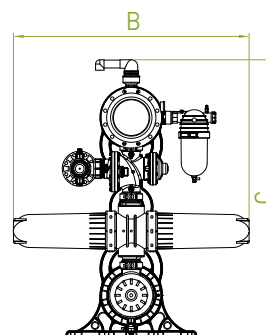
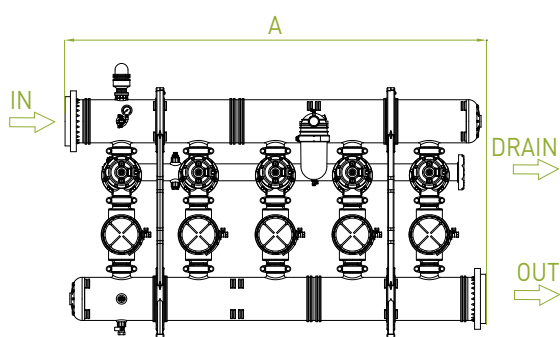
| | | | | | | | |
|------------------------|-------------------|--|--|--|--|--|--|
| Backwash Data | | | | | | | |
| Valve drain port | 100 mm (4") | | | | | | |
| Flushing time | 40 seconds | | | | | | |
| Min. flow for backwash | 48 m³/h (211 gpm) | | | | | | |



Head Loss Graphs (in clean water)



Typical Installation Drawing



| Dimensions | | 3 unit battery | 4 unit battery | 5 unit battery | 6 unit battery | 7 unit battery | 8 unit battery |
|------------|--------|-------------------|-------------------|--------------------|--------------------|--------------------|--------------------|
| A | Length | 1,734 mm (68") | 2,234 mm (89") | 2,734 mm (108") | 3,234 mm (127") | 3,734 mm (147") | 4,234 mm (166") |
| B | Width | 1,531 mm (60") | | | | | |
| C | Height | 1,810 mm (71") | | | | 1,830 mm (72") | |

Headquarters

Amiad Water Systems Ltd.

Web: www.amiad.com | E-mail: info@amiad.com

The Americas



USA

Amiad USA Inc.

Web: www.amiadusa.com | E-mail: infousa@amiad.com

Brazil

Amiad Sistemas de Água Ltda.

E-mail: infobrasil@amiad.com

Mexico

Amiad México SA DE CV,

Web: www.amiad.es | E-mail: infomexico@amiad.com

Irrigation office: E-mail: infomexico-irr@amiad.com

Asia



India

Amiad Filtration India Pvt Limited

Web: www.amiadindia.com | E-mail: info-india@amiad.com

China

Amiad China (Yixing Taixing Environtec Co., Ltd.)

Web: www.amiad.com.cn | E-mail: marketing@taixing.cc

South-East Asia

Filtration & Control Systems Pte. Ltd.

E-mail: info-singapore@amiad.com

Australia



Amiad Australia Pty Ltd.

Web: www.amiad.com.au | E-mail: sales@amiad.com

Europe



Amiad Water Systems Europe SAS

E-mail: info@amiad-europe.com

German branch office

E-mail: info@amiad.de

United Kingdom

Amiad Water Systems UK Limited

E-mail: info-uk@amiad.com

[ozglobalb2b.com]



www.amiad.com

910101-000668/05.2019

Copyright © 2019 Amiad Water Systems Ltd. All rights reserved. The contents of this catalogue including without limitation all information and materials, images, illustrations, designs, icons, photographs, graphical presentations, designs, literary works, data, drawings, slogans, phrases, names, trademarks, titles and any other such materials that appear in this catalogue (collectively, the "Contents") are the sole property of Amiad Water Systems Ltd. ("Amiad"). Amiad has sole and exclusive right, title and interest in the Contents, including any intellectual property rights, whether registered or not, and all know-how contained or embodied therein. You may not reproduce, publish, transmit, distribute, display, modify, create derivative works from, sell or participate in any sale of, or exploit in any way, in whole or in part, any of the Contents or the catalogue. Any use of the catalogue or the Contents, other than for personal use, requires the advanced written permission of Amiad.